

YOGESH NANDKISHORE AGARWAL & ASSOCIATES

CHARTERED ACCOUNTANTS

1ST FLOOR, SATISH MANSION
OPP. HOTEL GATEWAY
SEVOKE ROAD
SILIGURI-734001



M/S SHUBHDEEP FINVEST PRIVATE LIMITED
KOLKATA

STATUTORY AUDIT REPORT FOR THE YEAR ENDED 31.03.2022

SHUBHDEEP FINVEST PRIVATE LIMITED

70, Ganesh Chandra Avenue, Bhola House Near Hind Cinema, Ground

Floor Kolkata, Kolkata WB 700013

CIN: U65921WB1996PTC079406

E-Mail: s.mittal@hindustansales.com

Director's Report to The Members

Gentlemen:

Your Directors have the pleasure in presenting the Annual report together with the Audited Balance Sheet and the Profit & Loss Accounts of the Company for the period ended on 31st March 2022, for your perusal, consideration and approval.

1. Financial Summary

Particulars	As at the end of current reporting period	As at the end of previous reporting period
Total Revenue	0.00	264000.00
Total Expenses	1147949.69	258620.89
Profit or Loss before Tax	(1147949.69)	5379.11
Less: Current Tax	-	839.00
Deferred Tax	-	-
Profit or Loss After Tax	(1147949.69)	4540.11
Add: Balance as per last Balance Sheet	197857.77	193317.66
Less: Transfer to Reserves	-	-
Balance Transferred to Balance Sheet	(950091.92)	197857.77

2. RESERVE & SURPLUS:

Your directors have not recommended any transfer of profits to the reserve during the year ended 31st March, 2022.

3. BRIEF DESCRIPTION OF THE COMPANY'S WORKING DURING THE YEAR/STATE OF COMPANY'S AFFAIR:

The company has generated a Loss of Rs. 1147949.69 during the current reporting period as compared to a profit of Rs. 4540.11 in the previous reporting period.

4. CHANGE IN THE NATURE OF BUSINESS:

There is no Change in the nature of the business of the Company done during the year. However the company is undertaking construction and entering into real estate business.

5. EVENTS SUBSEQUENT TO THE DATE OF FINANCIAL STATEMENTS:

No material changes and commitments affecting the financial position of the Company occurred between the end of the financial year to which this financial statements relate on the date of this report.

6. DIVIDEND:

No Dividend was declared for the current financial year.

7. NUMBER OF BOARD MEETINGS CONDUCTED DURING THE YEAR UNDER REVIEW:

The Company has conducted 5 Board meetings during the financial year under review.

8. DIRECTORS AND KEY MANAGERIAL PERSONNEL:

Following are the present Directors of the company.

Sl. No.	Name	Address	DIN No.	D.O.A	Designation
1	Subhankar Mittal	Sevoke Road, Siliguri-734001	00520845	23/10/2017	Director
2	Indu Devi Agarwal	Sevoke Road, Siliguri-734001	00520933	16/07/2021	Director
3	Tarachand Agarwal	Gokul Apartment, Block-D, Punjabi Para, Sevoke Road, Siliguri- 734001	00520964	16/07/2021	Director

9. DECLARATION OF INDEPENDENT DIRECTORS:

The provisions of Section 149 pertaining to the appointment of Independent Directors do not apply to our Company.

10. COMPANY'S POLICY RELATING TO DIRECTORS APPOINTMENT, PAYMENT OF REMUNERATION AND DISCHARGE OF THEIR DUTIES:

The provisions of Section 178(1) relating to constitution of Nomination and Remuneration Committee are not applicable to the Company.

11. DETAILS OF POLICY DEVELOPED AND IMPLEMENTED BY THE COMPANY ON ITS CORPORATE SOCIAL RESPONSIBILITY INITIATIVES:

The provisions Corporate Social Responsibility is not applicable to the company.

12. RISK MANAGEMENT POLICY:

The Company has developed and implemented a risk management policy which identifies major risks which may threaten the existence of the Company. The same has also been adopted by your Board and is also subject to its review from time to time.

13. DISCLOSURE OF COMPOSITION OF AUDIT COMMITTEE AND PROVIDING VIGIL MECHANISM:

The provisions of Section 177 of the Companies Act, 2013 read with Rule 6 and 7 of the Companies (Meetings of the Board and its Powers) Rules, 2013 is not applicable to the Company.

14. SUBSIDIARY, JOINT VENTURE AND ASSOCIATE COMPANY:

The Company has no subsidiary, joint venture and associates company.

15. SIGNIFICANT & MATERIAL ORDERS PASSED BY THE REGULATORS:

During the year no significant and material orders passed by the regulators or courts or tribunals impacting the going concern status and company's operations in future.

16. CHANGES IN SHARES CAPITAL:

The Company has not issued any Equity Shares during the year under review.

17. STATUTORY AUDITORS:

The auditor M/S YOGESH NANDKISHORE AGARWAL & ASSOCIATES (FRN: 325061E), Chartered Accountants Siliguri, has been appointed as statutory Auditors of the Company for the tenure of 1 year at the Annual General Meeting held on 30.11.2021. Their appointment was subject to ratification by the Members at every subsequent AGM. Pursuant to the amendments made to Section 139 of the Companies Act, 2013 by the Companies (Amendment) Act, 2017 effective from May 7, 2018, the requirement of seeking ratification of the members for the appointment of the Statutory Auditors has been withdrawn from the statute. Hence the resolution seeking ratification of the Members for continuance of their appointment at this AGM is not being sought. They have confirmed their eligibility and willingness for the next term from the conclusion of ensuing annual general meeting to the conclusion of next annual general meeting.

18. AUDITORS' REPORT:

The Auditors' Report does not contain any qualification. Notes to Accounts and Auditors' remarks in their report are self-explanatory and do not call for any further comments.

19. ANNUAL RETURN:

The extracts of Annual Return pursuant to the provisions of Section 92 read with Rule 12 of the Companies (Management and Administration) Rules, 2014 is furnished in Annexure-1 and is attached to this Report.

20. PARTICULARS OF LOANS, GUARANTEES OR INVESTMENTS UNDER SECTION 186:

Details of Loans:

The Company has not granted any loans, given guarantees/ made investments during the financial year to companies or concerned covered under the provisions of Section 186 of the Companies Act, 2013.

21. DEPOSITS:

The Company has neither accepted nor renewed any deposits during the year under review.

22. PARTICULARS OF CONTRACTS OR ARRANGEMENTS MADE WITH RELATED PARTIES

The Company has not entered into any Contracts or Arrangements with related parties made pursuant to Section 188, FORM AOC- 2 is not applicable to the Company.

23. DISCLOSURE UNDER THE SEXUAL HARASSMENT OF WOMEN AT WORKPLACE (PREVENTION, PROHIBITION AND REDRESSAL) ACT, 2013

The company has in place a policy for prevention of sexual harassment in accordance with the requirements of the Sexual Harassment of women at workplace (Prevention, Prohibition & Redressal) Act, 2013. Internal Complaints Committee has been set up to redress complaints received regarding sexual harassment. All employees (permanent, contractual, temporary, trainees) are covered under this policy. The Company did not receive any complain during the year.

24. CONSERVATION OF ENERGY, TECHNOLOGY ABSORPTION AND FOREIGN EXCHANGE EARNING AND OUTGO

Considering the nature of activities undertaken during the year, the provisions of section 134(m) of the Companies Act, 2013 do not apply to our company. Further there was no Foreign exchange inflow or outflow during the year under review.

25. TRANSFER OF AMOUNTS TO INVESTOR EDUCATION AND PROTECTION FUND

Your Company did not have any funds lying unpaid or unclaimed for a period of seven years. Therefore, there were no funds which were required to be transferred to Investor Education and Protection Fund (IEPF).

26. DIRECTORS RESPONSIBILITY STATEMENT

In accordance with the provisions of Section 134(5) of the Companies Act, 2013 the Board hereby submit its responsibility Statement:

- a) in the preparation of the annual accounts, the applicable accounting standards had been followed along with proper explanation relating to material departures;
- b) the directors had selected such accounting policies and applied them consistently and made judgments and estimates that are reasonable and prudent so as to give a true and fair view of the state of affairs of the company at the end of the financial year and of the profit and loss of the company for that period;
- c) the directors had taken proper and sufficient care for the maintenance of adequate accounting records in accordance with the provisions of this Act for safeguarding the assets of the company and for preventing and detecting fraud and other irregularities;
- d) the directors had prepared the annual accounts on a going concern basis;
- e) the Company being unlisted, sub clause (e) of section 134(3) of the Companies Act, 2013 pertaining to laying down internal financial controls is not applicable to the Company; and
- f) the directors had devised proper systems to ensure compliance with the provisions of all applicable laws and that such systems were adequate and operating effectively

27. In respect of all other requirements as incorporated in Directors Report & Disclosures u/s 134 of the Companies Act the same are considered as not applicable to the Company or as Nil Report.

28. ACKNOWLEDGEMENTS

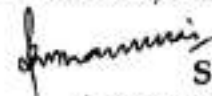
Your Directors place on record their sincere thanks to bankers, business associates, consultants, and various Government Authorities for their continued support extended to your Companies activities during the year under review. Your Directors also acknowledges gratefully the shareholders for their support and confidence reposed on your Company.

Place: Siliguri

Date: 02.09.2022

By the order of Board of Directors

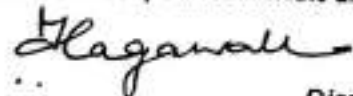
For Shubhdeep Finvest Private Limited



Subhankar Mittal
(Director), DIN: 00520845

Sevoke Road, Siliguri 734001

For Shubhdeep Finvest Private Limited



Director

Tarachand Agarwal
(Director), DIN: 00520964

Sevoke Road, Siliguri-734001

Form No. MGT-9

EXTRACT OF ANNUAL RETURN

as on the financial year ended on 31st March, 2022

of SHUBHDEEP FINVEST PRIVATE LIMITED

[Pursuant to Section 92(1) of the Companies Act, 2013 and rule 12(1) of the Companies (Management and Administration) Rules, 2014]

I. REGISTRATION AND OTHER DETAILS:

S.NO.	PARTICULARS	REMARKS
i.	CIN	U65921WB1996PTC079406
ii.	Registration Date	18/04/1996
iii.	Name of the Company	SHUBHDEEP FINVEST PVT LTD
iv.	Category / Sub-Category of the Company	COMPANY LIMITED BY SHARES
v.	Address of the Registered office and contact details	70, GANESH CHANDRA AVENUE, BHOLA HOUSE NEAR HIND CINEMA, GROUND FLOOR KOLKATA, KOLKATA WB 700013 IN
vi.	Whether listed company	UNLISTED
vii.	Name, Address and Contact details of Registrar and Transfer Agent, if any	NOT GIVEN

II. PRINCIPAL BUSINESS ACTIVITIES OF THE COMPANY

All the business activities contributing 10 % or more of the total turnover of the company shall be stated:-

Sl. No.	Name and Description of main products / services	NIC Code of the Product/ service	% to total turnover of the company
1.	Real Estate Activities	6810	N.A.

III. PARTICULARS OF HOLDING, SUBSIDIARY AND ASSOCIATE COMPANIES

Sl.No.	Name And Address Of The Company	CIN/GLN	Holding/ Subsidiary/ Associate	% of shares held	Applicable Section
1.	NONE	N.A.	N.A.	N.A.	N.A.

IV. SHARE HOLDING PATTERN (Equity Share Capital Breakup as percentage of Total Equity)

(i) Category-wise Share Holding

Category of Shareholders	No. of Shares held at the beginning of the year				No. of Shares held at the end of the year				% Change during the year
	Demat	Physical	Total	% of Total Shares	Demat	Physical	Total	% of Total Shares	
A. Promoters									
(1) Indian									
(a) Individual/HUF	-	243500	243500	100	-	243500	243500	100	-
(b) Central Govt	-	-	-	-	-	-	-	-	-
(c) State Govt (s)	-	-	-	-	-	-	-	-	-
(d) Bodies Corp.	-	-	-	-	-	-	-	-	-
(e) Banks / FI	-	-	-	-	-	-	-	-	-
(f) Any Other....	-	-	-	-	-	-	-	-	-
Sub-total (A)	-	243500	243500	100	-	243500	243500	100	-
(1):-									
(2) Foreign									
a)NRIs Individuals	-	-	-	-	-	-	-	-	-
b) Other -	-	-	-	-	-	-	-	-	-

Individuals									
c) Bodies Corp.	-	-	-	-	-	-	-	-	-
d) Banks / FI	-	-	-	-	-	-	-	-	-
e) Any Other....	-	-	-	-	-	-	-	-	-
Sub-total (A) (2):-	-	-	-	-	-	-	-	-	-
Total shareholding of Promoter (A) =(A)(1)+(A)(2)	-	243500	243500	100	-	243500	243500	100	-
B. Public Shareholding									
1. Institutions									
a) Mutual Funds	-	-	-	-	-	-	-	-	-
b) Banks / FI	-	-	-	-	-	-	-	-	-
c) Central Govt	-	-	-	-	-	-	-	-	-
d) State Govt(s)	-	-	-	-	-	-	-	-	-
e) Venture Capital Funds	-	-	-	-	-	-	-	-	-
f) Insurance Companies	-	-	-	-	-	-	-	-	-
g) FIs	-	-	-	-	-	-	-	-	-
h) Foreign Venture Capital Funds	-	-	-	-	-	-	-	-	-
i) Others (specify)	-	-	-	-	-	-	-	-	-
Sub-total (B)(1):-	-	-	-	-	-	-	-	-	-
2. Non- Institutions									
a) Bodies Corp.									
i) Indian	-	-	-	-	-	-	-	-	-
ii) Overseas	-	-	-	-	-	-	-	-	-
b) Individuals									
i) Individual shareholders holding nominal share capital upto Rs. 1 lakh	-	-	-	-	-	-	-	-	-
ii) Individual shareholders holding nominal share capital in excess of Rs 1 lakh	-	-	-	-	-	-	-	-	-
c) Others(specify)	-	-	-	-	-	-	-	-	-
Sub-Total (B)(2):-	-	-	-	-	-	-	-	-	-
Total Public Shareholding (B)=(B)(1)+(B)(2)	-	-	-	-	-	-	-	-	-
C. Shares held by Custodian for GDRs & ADRs	-	-	-	-	-	-	-	-	-
Grand Total (A+B+C)		243500	243500	100	-	243500	243500	100	-

(ii) Shareholding of Promoters

Sl. No.	Shareholder's Name	Shareholding at the beginning of the year i.e. 01.04.2021			Shareholding at the end of the year i.e. 31.03.2022			% change in share holding during the year
		No. of Shares	% of total Shares of the company	% of Shares Pledged / encumbered to total shares	No. of Shares	% of total Shares of the company	% of Shares Pledged / encumbered to total shares	
1.	Janhavi Mittal	22500	9.24%	Nil	0	0.00%	Nil	100
2	Indu Devi Agarwal	26500	10.88%	Nil	26500	10.88%	Nil	-
3	Tara Chand Agarwal	29000	11.91%	Nil	29000	11.91%	Nil	-
4	Subhankar Mittal	40000	16.43%	Nil	62500	25.67%	Nil	56.25
5	Deepankar Mittal	43300	17.78%	Nil	0	0.00%	Nil	100
6	Jyoti Mittal	0	0.00%	Nil	43300	17.78%	Nil	100
7	Tara Chand Agarwalla & Sons (HUF)	82200	33.76%	Nil	82200	33.76%	Nil	-

(iii) Change in Promoters' Shareholding (please specify, if there is no change)

Sl. No.	Names of Promoter	Shareholding at the beginning of the year		Cumulative Shareholding during the year	
		No. of shares	% of total shares of the company	No. of shares	% of total shares of the company
1.	Janhavi Mittal				
	At the beginning of the year (01.04.2021)	22500	9.24%	22500	9.24%
	Date wise Increase/Decrease in Share-holding during the year specifying the reasons for increase/decrease.	(22500)	(9.24%)	(22500)	(9.24%)
	At the end of the year (31.03.2022)	-	-	-	-
2.	Indu Devi Agarwal				
	At the beginning of the year				

	(01.04.2021)	26500	10.88%	26500	10.88%
	Date wise Increase/Decrease in Share holding during the year specifying the reasons for increase/decrease.	-	-	-	-
	At the end of the year (31.03.2022)	26500	10.88%	26500	10.88%
3. Tara Chand Agarwal					
	At the beginning of the year (01.04.2021)	29000	11.91%	29000	11.91%
	Date wise Increase/Decrease in Share-holding during the year specifying the reasons for increase/decrease.	-	-	-	-
	At the end of the year (31.03.2022)	29000	11.91%	29000	11.91%
4. Subhankar Mittal					
	At the beginning of the year (01.04.2021)	40000	16.43%	40000	16.43%
	Date wise Increase/Decrease in Share-holding during the year specifying the reasons for increase/decrease.	22500	9.24%	22500	9.24%
	At the end of the year (31.03.2022)	62500	25.67%	62500	25.67%
5. Deepankar Mittal					
	At the beginning of the year (01.04.2021)	43300	17.78%	0	0.00%
	Date wise Increase/Decrease in Share-holding during the year specifying the reasons for increase/decrease.	(43300)	(17.78%)	(43300)	(17.78%)

	At the end of the year (31.03.2022)	-	-	-	-
6.	Jyoti Mittal				
	At the beginning of the year (01.04.2021)	0	0.00%	0	0.00%
	Date wise Increase/Decrease in Share-holding during the year specifying the reasons for increase/decrease.	43300	17.78%	43300	17.78%
	At the end of the year (31.03.2022)	43300	17.78%	43300	17.78%
7.	Tara Chand Agarwalla & Sons (HUF)				
	At the beginning of the year (01.04.2021)	82200	33.76%	82200	33.76%
	Date wise Increase/Decrease in Share-holding during the year specifying the reasons for increase/decrease.	-	-	-	-
	At the end of the year (31.03.2022)	82200	33.76%	82200	33.76%

(iv) Shareholding Pattern of top ten Shareholders (other than Directors, Promoters and Holders of GDRs and ADRs):

Sl. No.	For Each of the Top 10 Shareholders	Shareholding at the beginning of the year		Cumulative shareholding during the year	
		No. of shares	% of total shares of the company	No. of shares	% of total shares of the company
1.	At the beginning of the year	-	-	-	-
2.	Date wise Increase/Decrease in Shareholding during the year specifying the reasons for increase/decrease(e.g. allotment /transfer / bonus / sweat equity etc):	All the Shares are held by Directors/Promoters.			
3.	At the End of the year (or on the date of separation, if Separated	-	-	-	-

during the year)				
------------------	--	--	--	--

(v). Shareholding of Directors and Key Managerial Personnel:

SL No.	Promoter's	No. of shares		% of total shares of the company	
1.	Tara Chand Agarwal				
	At the beginning of the year (01.04.2021)	29000	11.91%	29000	11.91%
	Date wise Increase/Decrease in Share-holding during the year specifying the reasons for increase/decrease.	-	-	-	-
	At the end of the year (31.03.2022)	29000	11.91%	29000	11.91%
2	Indu Devi Agarwal				
	At the beginning of the year (01.04.2021)	26500	10.88%	26500	10.88%
	Date wise Increase/Decrease in Share holding during the year specifying the reasons for increase/decrease.	-	-	-	-
	At the end of the year (31.03.2022)	26500	10.88%	26500	10.88%
3	Subhankar Mittal				
	At the beginning of the year (01.04.2021)	40000	16.43%	40000	16.43%
	Date wise Increase/Decrease in Share-holding during the year specifying the reasons for increase/decrease.	22500	9.24%	22500	9.24%
	At the end of the year (31.03.2022)	62500	25.67%	62500	25.67%

4	Deepankar Mittal				
	At the beginning of the year (01.04.2021)	43300	17.78%	0	0.00%
	Date wise Increase/Decrease in Share-holding during the year specifying the reasons for increase/decrease.	(43300)	(17.78%)	(43300)	(17.78%)
	At the end of the year (31.03.2022)	-	-	-	-

V. INDEBTEDNESS

Indebtedness of the Company including interest outstanding/accrued but not due for payment

	Secured Loans excluding deposits	Unsecured Loans	Deposits	Total Indebtedness
Indebtedness at the beginning of the financial year	-	-	-	-
i) Principal Amount	-	92,33,422.00	-	92,33,422.00
ii) Interest due but not paid	-	-	-	-
iii) Interest accrued but not due	-	-	-	-
Total (i+ii+iii)	-	92,33,422.00	-	92,33,422.00
Change in Indebtedness during the financial year				
• Addition	-	80,00,000	-	80,00,000
• Reduction	-	-	-	-
Net Change	-	80,00,000	-	80,00,000
Indebtedness at the end of the financial year				
i) Principal Amount	-	1,72,33,422.00	-	1,72,33,422.00
ii) Interest due but not paid	-	-	-	-
iii) Interest accrued but not due	-	-	-	-
Total (i+ii+iii)	-	1,72,33,422.00	-	1,72,33,422.00

VI. REMUNERATION OF DIRECTORS AND KEY MANAGERIAL PERSONNEL

A. Remuneration to Managing Director, Whole-time Directors and/or Manager:

No Remuneration has been paid for year.

B. Remuneration to other directors:

No Remuneration has been paid for year.

C. Remuneration To Key Managerial Personnel Other Than Md / Manager/WTD

No Remuneration has been paid for year.

VII. PENALTIES / PUNISHMENT/ COMPOUNDING OF OFFENCES:

Not Applicable.



INDEPENDENT AUDITOR'S REPORT

TO THE MEMBERS OF SHUBHDEEP FINVEST PRIVATE LIMITED

Report on the Financial Statements

We have audited the accompanying financial statements of **SHUBHDEEP FINVEST PRIVATE LIMITED** ("the Company") which comprise the Balance Sheet as at 31st March 2022, the Statement of Profit and Loss for the year then ended, including a summary of significant accounting policies and other explanatory information.

In our opinion and to the best of our information and according to the explanations given to us, the aforesaid financial statements give the information required by the Companies Act, 2013 in the manner so required and give a true and fair view in conformity with the accounting principles generally accepted in India, of the state of affairs of the Company as at March 31, 2022, and its financial performance, profit its cash flows for the year ended on that date.

Basis for Opinion

We have conducted our audit in accordance with the Standards on Auditing (SAs) specified under section 143(10) of the Companies Act, 2013. Our responsibilities under those Standards are further described in the Auditor's Responsibilities for the Audit of the Financial Statements section of our report. We are independent of the Company in accordance with the Code of Ethics issued by the Institute of Chartered Accountants of India together with the ethical requirements that are relevant to our audit of the financial statements under the provisions of the Companies Act, 2013 and the Rules thereunder, and we have fulfilled our other ethical responsibilities in accordance with these requirements and the Code of Ethics. We believe that the audit evidence we have obtained is sufficient and appropriate to provide a basis for our opinion.

Responsibility of Management for the Financial Statements

The Company's Board of Directors is responsible for the matters stated in section 134(5) of the Companies Act, 2013 ("the Act") with respect to the preparation of these financial statements that give a true and fair view of the financial position, financial performance and cash flows of the Company in accordance with the accounting principles generally accepted in India, including the Accounting Standards specified under Section 133 of the Act.

This responsibility also includes the maintenance of adequate accounting records in accordance with the provision of the Act for safeguarding of the assets of the Company and for preventing and detecting the frauds and other irregularities; selection and application of appropriate implementation and maintenance of accounting policies; making judgments and estimates that are reasonable and prudent; and design, implementation and maintenance of adequate internal financial controls, that were operating effectively for ensuring the accuracy and completeness of the accounting records, that are relevant to the preparation and presentation of



the financial statements that give a true and fair view and are free from material misstatement, whether due to fraud or error.

In preparing the financial statements, management is responsible for assessing the Company's ability to continue as a going concern, disclosing, as applicable, matters related to going concern and using the going concern basis of accounting unless management either intends to liquidate the Company or to cease operations, or has no realistic alternative but to do so.

Those Board of Directors are also responsible for overseeing the company's financial reporting process.

Auditor's Responsibility for the Audit of the Financial Statements

Our objectives are to obtain reasonable assurance about whether the financial statements as a whole are free from material misstatement, whether due to fraud or error, and to issue an auditor's report that includes our opinion.

Reasonable assurance is a high level of assurance, but is not a guarantee that an audit conducted in accordance with SAs will always detect a material misstatement when it exists. Misstatements can arise from fraud or error and are considered material if, individually or in the aggregate, they could reasonably be expected to influence the economic decisions of users taken on the basis of these financial statements.

A further description of the auditor's responsibility for the audit of financial statements is included in "Annexure A". This description forms part of our auditor's report.

Our opinion is not modified in respect of these matters.

Report on other Legal and Regulatory Requirements

As required by the Companies (Auditor's Report) Order, 2020 ("the Order"), issued by the Central Government of India in terms of sub-section (11) of section 143 of the Companies Act, matters specified in paragraphs 3 and 4 of the Order, to the extent applicable.

As required by Section 143(3) of the Act, we report that:

- a. We have sought and obtained all the information and explanations which to the best of our knowledge and belief were necessary for the purposes of our audit.
- b. In our opinion, proper books of account as required by law have been kept by the Company so far as it appears from our examination of those books.
- c. The Balance Sheet and Statement of Profit and Loss dealt with by this Report are in agreement with the books of account.
- d. In our opinion, the aforesaid financial statements comply with the Accounting Standards specified under Section 133 of the Act, read with Rule 7 of the Companies (Accounts) Rules, 2014.



- e. On the basis of the written representations received from the directors as on 31st March, 2022 taken on record by the Board of Directors, none of the directors is disqualified as on 31st March, 2022 from being appointed as a director in terms of Section 164 (2) of the Act.
- f. With respect to the adequacy of the internal financial controls with reference to financial statements of the Company and the operating effectiveness of such controls, the company is exempt from getting an audit opinion on internal financial control.
- g. With respect to the matter to be included in the Auditors' Report under Section 197(16) of the Act, in our opinion and according to the information and explanations given to us, the limit prescribed by section 197 for maximum permissible managerial remuneration is not applicable to a private limited company.
- h. With respect to the other matters to be included in the Auditor's Report in accordance with Rule 11 of the Companies (Audit and Auditors) Rules, 2014, in our opinion and to the best of our information and according to the explanations given to us:
- i. The Company does not have any pending litigations which would impact its financial position.
 - ii. The Company does not have any long-term contracts including derivative contracts for which there were any material foreseeable losses.
 - iii. There were no amounts which were required to be transferred to the Investor Education and Protection Fund by the Company.
 - iv. (a) The management has represented that, to the best of it's knowledge and belief, other than as disclosed in the notes to the accounts, no funds have been advanced or loaned or invested (either from borrowed funds or share premium or any other sources or kind of funds) by the company to or in any other person(s) or entity(ies), including foreign entities ("Intermediaries"), with the understanding, whether recorded in writing or otherwise, that the Intermediary shall, whether, directly or indirectly lend or invest in other persons or entities identified in any manner whatsoever by or on behalf of the company ("Ultimate Beneficiaries") or provide any guarantee, security or the like on behalf of the Ultimate Beneficiaries;

(b) The management has represented, that, to the best of it's knowledge and belief, other than as disclosed in the notes to the accounts, no funds have been received by the company from any person(s) or entity(ies), including foreign entities ("Funding Parties"), with the understanding, whether recorded in writing or otherwise, that the company shall, whether, directly or indirectly, lend or invest in other persons or entities identified in any manner whatsoever by or on behalf of the Funding Party ("Ultimate Beneficiaries") or provide any guarantee, security or the like on behalf of the Ultimate Beneficiaries and



(c) Based on audit procedures which we considered reasonable and appropriate in the circumstances, nothing has come to their notice that has caused them to believe that the representations under sub-clause (a) and (b) contain any material misstatement.


(d) The company has not declared or paid any dividend during the year in contravention of the provisions of section 123 of the Companies Act, 2013.

For,

Yogesh Nandkishore Agarwal & Associates

Chartered Accountants

FRN: 325061E



CA. Yogesh Kumar Agarwal

Partner

Membership No. 061651

UDIN: 22061651AVGGFQ8459

Place: Sevoke Road, Siliguri

Date: 02.09.2022

"Annexure A" to the Independent Auditors' Report

Responsibilities for Audit of Financial Statement

As part of an audit in accordance with SAs, we exercise professional judgment and maintain professional skepticism throughout the audit. We also:

- Identify and assess the risks of material misstatement of the financial statements, whether due to fraud or error, design and perform audit procedures responsive to those risks, and obtain audit evidence that is sufficient and appropriate to provide a basis for our opinion. The risk of not detecting a material misstatement resulting from fraud is higher than for one resulting from error, as fraud may involve collusion, forgery, intentional omissions, misrepresentations, or the override of internal control.
- Obtain an understanding of internal control relevant to the audit in order to design audit procedures that are appropriate in the circumstances. Under section 143(3)(i) of the Companies Act, 2013, we are also responsible for expressing our opinion on whether the company has adequate internal financial controls system in place and the operating effectiveness of such controls.
- Evaluate the appropriateness of accounting policies used and the reasonableness of accounting estimates and related disclosures made by management.
- Conclude on the appropriateness of management's use of the going concern basis of accounting and, based on the audit evidence obtained, whether a material uncertainty exists related to events or conditions that may cast significant doubt on the Company's ability to continue as a going concern. If we conclude that a material uncertainty exists, we are required to draw attention in our auditor's report to the related disclosures in the financial statements or, if such disclosures are inadequate, to modify our opinion. Our conclusions are based on the audit evidence obtained up to the date of our auditor's report. However, future events or conditions may cause the Company to cease to continue as a going concern.
- Evaluate the overall presentation, structure and content of the financial statements, including the disclosures, and whether the financial statements represent the underlying transactions and events in a manner that achieves fair presentation.
- We communicate with those charged with governance regarding, among other matters, the planned scope and timing of the audit and significant audit findings, including any significant deficiencies in internal control that we identify during our audit.




- We also provide those charged with governance with a statement that we have complied with relevant ethical requirements regarding independence, and to communicate with them all relationships and other matters that may reasonably be thought to bear on our independence, and where applicable, related safeguards.
- From the matters communicated with those charged with governance, we determine those matters that were of most significance in the audit of the financial statements of the current period and are therefore the key audit matters. We describe these matters in our auditor's report unless law or regulation precludes public disclosure about the matter or when, in extremely rare circumstances, we determine that a matter should not be communicated in our report because the adverse consequences of doing so would reasonably be expected to outweigh the public interest benefits of such communication.

For,

Yogesh Nandkishore Agarwal & Associates
Chartered Accountants
FRN: 325061E




CA. Yogesh Kumar Agarwal
Partner
Membership No. 061651
UDIN: 22061651AVGGFQ8459

Place: Sevoke Road, Siliguri
Date: 02.09.2022

SHUBHDEEP FINVEST PRIVATE LIMITED
70, GANESH CHADRA AVENUE, KOLKATA

BALANCE SHEET AS ON 31ST MARCH 2022

Particulars	Note No.	2021-2022	2020-2021
		Total (₹ in '000)	Total (₹ in '000)
I EQUITY & LIABILITIES			
(1) Shareholder's Fund			
(a) Share Capital	3	2,435.00	2,435.00
(b) Reserve & Surplus	4	49.91	1,197.86
(2) Share Application Money Pending Allotment		-	-
(3) Non Current Liabilities			
(a) Long Term Borrowings	5	17,233.42	9,233.42
(b) Deferred Tax Liabilities (Net)		-	-
(c) Other Long term Liabilities		-	-
(d) Long-term Provisions		-	-
(4) Current Liabilities			
(a) Short Term Borrowings		-	-
(b) Trade Payables	6	-	-
(A) Total Outstanding dues to MSME		-	-
(B) Total Outstanding dues to Creditors other than MSME		30,092.82	19,082.91
(c) Other Current Liabilities	7	70.33	13.87
(d) Short-Term Provisions	8	-	0.84
TOTAL		49,881.49	31,963.89
II ASSETS			
(1) Non Current Assets			
(a) Property Plant & Equipment	9	29,921.52	28,905.95
(b) Non Current Investment	10	2,110.90	2,110.90
(c) Deferred Tax Assets (Net)		-	-
(d) Long Term Loans and Advances		-	-
(e) Other Non Current Assets	11	5.56	5.56
(2) Current Assets			
(a) Current Investments		-	-
(b) Inventories		17,759.57	-
(c) Trade Receivables		-	-
(d) Cash and Cash Equivalents	12	83.94	907.38
(e) Short-Term Loans and Advances	13	-	-
(f) Other Current Assets	14	-	34.10
TOTAL		49,881.49	31,963.89
Significant Accounting Policies	1&2		

The accompanying notes form an integral part of the financial statement For Shubhdeep Finvest Private Limited

IN TERMS OF OUR REPORT OF EVEN DATE

Yogesh Nandkishore Agarwal & Associates

Chartered Accountants

FRN 325061E

CA. Yogesh Kumar Agarwal
Partner

M No 061651

UDIN: 22061651AVGGFQ8459

Place : Sevoke Road, Siliguri

Date : 02.09.2022



Subhankar Mittal
Director

Director
Subhankar Mittal
DIN : 00520845

For Shubhdeep Finvest Private Limited

Tarachand Agarwal
Director Director

Tarachand Agarwal
DIN : 00520964

SHUBHDEEP FINVEST PRIVATE LIMITED
70, GANESH CHADRA AVENUE, KOLKATA

STATEMENT OF PROFIT & LOSS FOR THE PERIOD ENDED 31ST MARCH 2022

	Particulars	Note No.	2021-2022	2020-2021
			Total (in '000)	Total (in '000)
I.	Revenue from operations	15	-	-
II.	Other Income	16	-	264.00
III.	Total Income		-	264.00
IV.	Expenses			
	Cost of materials consumed		-	-
	Purchases of Stock-in-Trade	17	12,009.67	-
	Changes in inventories of finished goods, Work-in-progress and Stock-in-Trade	18	(17,759.57)	-
	Employee benefits expense	19	-	19.50
	Finance Cost	20	450.11	109.55
	Depreciation & amortization expense	9	-	12.47
	Other expenses	21	6,447.17	117.11
	Total Expenses		1,147.37	258.62
V.	Profit before exceptional items and extraordinary items and tax		(1,147.37)	5.38
VI.	Exceptional items	22	(0.58)	-
VII.	Profit before extraordinary items and tax		(1,147.95)	5.38
VIII.	Extraordinary Items		-	-
IX.	Profit before tax		(1,147.95)	5.38
X.	Tax expenses :			
	(1) Current Tax		-	0.84
	(2) Deferred Tax		-	-
	(3) Tax Paid for Earlier years		-	-
XI.	Profit/(Loss) for the period from continuing operations		(1,147.95)	4.54
XII.	Profit/(Loss) from discontinuing operations		-	-
XIII.	Tax expenses of discontinuing operations		-	-
XIV.	Profit/(Loss) from discontinuing operations (after tax)		-	-
XV.	Profit/(Loss)		(1,147.95)	4.54
XVI.	Earnings per equity share :	23		
	(1) Basic		(4.71)	0.02
	(2) Diluted		(4.71)	0.02
	Significant Accounting Policies	1&2		

The accompanying notes form an integral part of the financial statement

IN TERMS OF OUR REPORT OF EVEN DATE
 Yogesh Nandkishore Agarwal & Associates
 Chartered Accountants
 FRN 325061E

CA. Yogesh Kumar Agarwal
 Partner
 M No 061651
 UDIN: 22061651AVGGFQ8459



Place : Sevoké Road, Siliguri
 Date : 02.09.2022

For Shubhdeep Finvest Private Limited

[Signature]

Director

Director
 For Shubhdeep Finvest Private Limited
 Subhankar Mittal
 DIN : 00520845

[Signature]

Director

Director
 Tarachand Agarwal
 DIN : 00520964

SHUBHDEEP FINVEST PRIVATE LIMITED

Notes forming part of the Financial Statements for the year ended 31st March 2022

Note	Particulars
1	Corporate Information Shubhdeep Finvest Private Limited is a private limited company and incorporated under the provisions of the Companies Act, 2013. The company is currently engaged in construction activities and carries its business operation from its office, situated at Ganesh Chandra Avenue, Kolkata.
2	Significant accounting policies
2.1	Basis of accounting and preparation of financial statements The financial statements of the Company have been prepared in accordance with the Generally Accepted Accounting Principles in India (Indian GAAP). The company has prepared these financial statements to comply in all material respect with the Accounting Standards specified under section 133 of the Companies Act, 2013 read with Rule 7 of the Companies (Accounts) Rule 2014 as amended and the relevant provisions of the companies Act, 2013. The financial statements have been prepared on accrual basis and under the historical cost convention. The accounting policies adopted in the preparation of the financial statements are consistent with those followed in the previous year.
2.2	Use of Estimates The preparation of the financial statements in conformity with Indian GAAP requires the Management to make estimates and assumptions considered in the reported amounts of assets and liabilities (including contingent liabilities) and the reported income and expenses during the year. The Management believes that the estimates used in preparation of the financial statements are prudent and reasonable. Future results could differ due to these estimates and the differences between the actual results and the estimates are recognised in the periods in which the results are known / materialise.
2.3	Inventories Inventories are valued at the lower of cost and net realisable value. Cost includes cost of purchase, cost of conversion and other cost incurred in bringing the inventories to their present location and condition.
2.4	Depreciation and amortisation Depreciation on fixed assets is provided on written down value method and in the manner specified in Schedule II to the Companies Act 2013. None of the assets have been revalued during the year.
2.5	Revenue recognition <u>Sale of goods</u> Sales (if any) are recognised, net of returns and trade discounts, on transfer of significant risks and rewards of ownership to the buyer, which generally coincides with the delivery of goods to customers. Sales include excise duty but exclude
2.6	Tangible fixed assets Property, Plant & Equipment are stated at historical cost less accumulated depreciation / amortisation/ impairment and subsidy losses if any. Cost comprises direct cost, related taxes, duties, freight and attributable finance cost till such assets are ready for its intended use.
2.7	Foreign Exchange There is no earnings and expenditure in Foreign Exchange.
2.8	Government Grants No Government Grants has been received during the year.
2.9	Investments Investments are assets held by an enterprise for earning income by way of dividends, interest and rentals. The company do not have any investments. However, no investments have been made in the current financial year.
2.10	Employee benefits All employee benefits falling due wholly within 12 months of rendering the services are classified as employee benefits, which includes benefits like salary, bonus and other staff welfare expenses.



2.11	<p>Borrowing costs Borrowing costs include interest. Cost incurred on the borrowing of the funds not directly related to the acquisition of qualifying assets are charged to the Statement of Profit and Loss over the tenure of loan. No borrowing cost was capitalised during the year.</p>															
2.12	<p>Segment Reporting As the Company business activity falls within a single primary business segment, disclosure requirement of Accounting Standards (AS-17) "Segment Reporting" issued by the Institute of Chartered Accountants of India are not applicable</p>															
2.13	<p>Related party disclosure</p> <table border="1"> <thead> <tr> <th>SL. NO.</th> <th>NAME OF PERSON</th> <th>RELATION</th> <th>AMOUNT</th> <th>NATURE OF TRANSACTION</th> </tr> </thead> <tbody> <tr> <td>1</td> <td>Tarachand Agarwal</td> <td>Director</td> <td>45,00,000.00</td> <td>Repayment of Advance</td> </tr> <tr> <td>2</td> <td>Subhankar Mittal</td> <td>Director</td> <td>2,04,909.00</td> <td>Receipt of Advance</td> </tr> </tbody> </table>	SL. NO.	NAME OF PERSON	RELATION	AMOUNT	NATURE OF TRANSACTION	1	Tarachand Agarwal	Director	45,00,000.00	Repayment of Advance	2	Subhankar Mittal	Director	2,04,909.00	Receipt of Advance
SL. NO.	NAME OF PERSON	RELATION	AMOUNT	NATURE OF TRANSACTION												
1	Tarachand Agarwal	Director	45,00,000.00	Repayment of Advance												
2	Subhankar Mittal	Director	2,04,909.00	Receipt of Advance												
2.14	<p>Earnings per share The basic earnings per share is calculated by dividing the net profit / loss attributable to the equity shareholders for the period by the weighted average number of equity shares outstanding during the reporting year. There were no potential dilution occurred during the period, so the diluted earning per share is the same as basic earning per share.</p>															
2.15	<p>Taxes on income <i>In respect of Current Tax :</i> Provision for current tax is made after taking into consideration benefits admissible under the provision of the Income Tax Act, 1961. Minimum Alternate Tax (MAT) credit entitlement is recognised where there is convincing evidence that the same can be realised in future. <i>In respect of Deferred Tax :</i> The deferred tax charge or credit and the corresponding deferred tax liabilities or assets are recognised using the tax rates that have been enacted or substantively enacted by the balance sheet date. Deferred tax assets are recognised only to the extent there is reasonable certainty that the assets can be realised in future. However, where there is unabsorbed depreciation or carried forward loss under taxation laws, deferred tax assets are recognised only if there is virtual certainty of realisation of such assets. Deferred tax assets are reviewed as at each balance sheet date and written down or written up to reflect the amount that is reasonably / virtually certain (as the case may be) to be realised.</p>															
2.16	<p>Provisions, contingent liabilities and contingent assets The company creates a provision when there is present obligation as a result of past events and it is probable that there will be outflow of resources and a reliable estimate of the obligation can be made of the amount of the obligation. Contingent liabilities are not recognised but are disclosed in the notes to the financial statements. A disclosure for a contingent liability is made when there is possible obligation or a present obligation that may, but probably will not require an outflow of resources. When there is possible obligation or present obligation in respect of which the likelihood of outflow of resources is remote, no provision or disclosure is made. Provisions are reviewed at each balance sheet date and adjusted to reflect the current best estimate. If it is no longer probable that the outflow of resources would be required to settle the obligation, the provision is reversed. Contingent assets are not recognised nor disclosed in the financial statements.</p>															
2.17	<p>Directors Remuneration No Remuneration has been paid during this year.</p>															
2.18	<p>Balances of creditors, debtors, loans and advances given are subject to confirmations and reconciliation.</p>															
2.19	<p>Previous year's figure have been rearranged/ recast wherever necessary to confirm to the current years figure.</p>															



SHUBHDEEP FINVEST PRIVATE LIMITED
70, GANESH CHADRA AVENUE, KOLKATA

Notes forming part of the Balance Sheet

	Detail Disclosure	2021-2022	2020-2021	
Note 3	SHARE CAPITAL			
Authorised				
2,50,000 Equity shares of Rs.10 each		25,00,000.00	25,00,000.00	
Issued, subscribed and fully paid up				
2,43,500 Equity shares of Rs.10 each		24,35,000.00	24,35,000.00	
a) Reconciliation of the shares outstanding at the beginning and at the end of the reporting period				
Particulars	As at 31st March 2022		As at 31st March 2021	
	Number	Rs.	Number	Rs.
Shares outstanding at the beginning of the year	243500	24,35,000.00	243500	24,35,000.00
Shares issued during the year	-	-	-	-
Shares bought back during the year	-	-	-	-
Shares outstanding at the end of the year	243500	24,35,000.00	243500	24,35,000.00
b) Statement Showing share holding pattern for shareholders holding more than 5% of the issued shares				
Name of Shareholder	As at 31st March 2022		As at 31st March 2021	
	No. of shares	% of Holding	No. of shares	% of Holding
Janhavi Mittal	0	0	22500	9.24
Indu Devi Agarwal	26500	10.88	26500	10.88
Tara Chand Agarwal	29000	11.91	29000	11.91
Subhankar Mittal	62500	25.67	40000	16.43
Deepankar Mittal	0	0	43300	17.78
Jyoti Mittal	43300	17.78	0	0
Tara Chand Agarwalla & Sons (HUF)	82200	33.76	82200	33.76
<i>As on 01/03/2022 Deepankar Mittal holding 43300 share has sold his shares to Jyoti Mittal</i>				
<i>As on 01/03/2022 Janhavi Mittal having 22500 shares has sold her shares to Subhankar Mittal</i>				
c) Rights, Preferences and Restrictions Attached to Equity Shares				
The Company has one class of Equity Shares having a par value of Rs10/share. Each Shareholder is eligible for one vote per share held. In event of liquidation, the Equity Shareholders are eligible to receive the remaining assets of the company after distribution of all preferential amounts, in proportion to their shareholding.				
The Company has not issued any Bonus Shares or Shares without payment of Cash. Neither, it has undertaken any buy back of shares				
Note 4	RESERVES AND SURPLUS		Total (₹ in '000)	Total (₹ in '000)
Surplus			49.91	1,197.86
Total	1		49.91	1,197.86
Note 5	LONG TERM BORROWING			
a) Term Loan			17,233.42	9,233.42
Total	2		17,233.42	9,233.42
The Above Amount Includes				
a) Secured Loan			-	-
b) Unsecured Loan			17,233.42	9,233.42
c) Loan Guaranteed by Director or Others			-	-
			17,233.42	9,233.42
* The above unsecured loan is taken from the directors and has also raised funds through Non Convertible Debentures				
The said debentures have been issued at Par value of Rs. 1,00,000 each. The total number of debentures issued are 80.				
Note 6	TRADE PAYABLES			
(A) Total Outstanding dues to MSME			-	-
Total			-	-
(B) Total Outstanding dues to Creditors other than MSME			30,092.82	19,082.91
Total	3		30,092.82	19,082.91
Note 7	OTHER CURRENT LIABILITIES			
Other Current Liabilities			70.33	13.87
Total	4		70.33	13.87



Note 8 <u>SHORT TERM PROVISIONS</u>			
Provision for Income Tax		-	0.84
Total		-	0.84
Note 9 <u>PROPERTY PLANT & EQUIPMENT</u>			
Tangible Assets		29,921.52	28,905.95
Separately Annexed		29,921.52	28,905.95
Note 10 <u>NON CURRENT INVESTMENT</u>			
a) Trade Investment		-	-
b) Other Investment		2,110.90	2,110.90
Total	5	2,110.90	2,110.90
<u>DEFERRED TAX LIABILITIES (NET)</u>			
Opening Balance		-	-
<u>Deferred tax liability arising on account of :</u>			
Depreciation		-	-
<u>Deferred tax asset arising on account of :</u>			
Depreciation		-	-
Total		-	-
Note 11 <u>OTHER NON CURRENT ASSETS</u>			
a) Long Term Trade Receivables		-	-
b) Security Deposits		-	-
c) Others		5.56	5.56
Total	6	5.56	5.56
Note 12 <u>CASH AND CASH EQUIVALENTS</u>			
Cash in hand (as certified by the management)		39.63	896.02
Bank Balances with Bank		44.31	11.37
Total	7	83.94	907.39
Note 13 <u>SHORT TERM LOANS AND ADVANCES</u>			
Other Advances		-	-
Total		-	-
The Above Amount of Short Term Loans and Advances Includes			
a) Secured Loan		-	-
b) Unsecured Loan		-	-
c) Doubtful		-	-
Total		-	-
Note 14 <u>OTHER CURRENT ASSETS</u>			
Prepaid Licence Fees		-	34.10
Total		-	34.10



SHUBHDEEP FINVEST PRIVATE LIMITED
70, GANESH CHADRA AVENUE, KOLKATA

Notes forming part of the Statement of Profit and Loss

	Detail Disclosur	2021-2022 Total (₹ in '000)	2020-2021 Total (₹ in '000)
Note 15	<u>REVENUE FROM OPERATIONS</u>		
	GST Sales	-	-
	Less : Sales Return	-	-
	Revenue from operations (Net)	-	-
Note 16	<u>OTHER INCOME</u>		
	Rent Received	-	264.00
	Total other income	-	264.00
Note 17	<u>PURCHASES OF STOCK-IN-TRADE</u>		
	Purchase	12,009.67	-
	Total	12,009.67	-
Note 18	<u>CHANGES IN INVENTORIES OF FINISHED GOODS, WIP AND STOCK-IN-TRADE</u>		
	<u>Inventories at the beginning of the year :</u>		
	Stock-in-trade	-	-
	Work in progress	-	-
	Finished goods	-	-
	(I)	-	-
	<u>Inventories at the end of the year :</u>		
	Stock-in-trade	-	-
	Work in progress	-	-
	Finished goods	17,759.57	-
	(II)	17,759.57	-
	(Increase)/decrease in inventories of finished goods, work-in-progress and stock-in-trade	(17,759.57)	-
Note 19	<u>EMPLOYEE BENEFITS EXPENSES</u>		
	Salaries, wages, bonus and other allowances	-	19.50
	Contribution to provident and other funds	-	-
	Total Employee benefits expense	-	19.50
Note 20	<u>FINANCE COST</u>		
	Interest on Creditors	449.52	109.55
	Interest on TDS	0.59	-
	Total	450.11	109.55
Note 21	<u>OTHER EXPENSES</u>		
	<u>Direct Expenses:</u>		
	Building Expenses	206.96	-
	Carriage / Freight Expenses	8.08	-
	Gardening Expenses	49.50	-
	GST Expenses	4,580.93	-
	Labour Charges	2.02	-
	Land Revenue	3.18	-
	Municipal Tax	24.46	24.95
	Repairs & Maintenance Expenses	29.60	-
	Security Expenses	15.50	-
	Site Office Sagar A/c	377.31	-
	Welfare Expenses	2.84	-
		5,300.38	24.95



Administrative & Selling Expenses:

Audit Fee (Refer Note No. A)	22.50	6.00
Accounting Charges	6.00	4.00
Advertisement Expenses	241.87	-
Bank Charges	2.33	2.51
Filing Fees	2.50	2.00
General Expenses	0.24	3.10
Internet & Telephone Expenses	3.72	-
Legal & Professional Fees	25.85	68.40
Local Coveyance	0.88	-
Marketing Expenses	806.23	-
Professional Tax	2.50	2.50
Printing & Stationery	1.75	-
ROC Expenses	8.00	-
Subscription Expenses	20.00	-
Trade Licence	2.41	3.65
Total	6,447.17	117.11

Particulars	2021-2022 Total (₹ in '000)	2020-2021 Total (₹ in '000)
(A) Payments to the auditors comprises		
- As Audit Fees	15.00	6.00
- As Tax Audit Fees	-	-
- For Other Matters	7.50	-
Total	22.50	6.00

Note 22 EXCEPTIONAL ITEMS :

Loss from Sale of Building	(0.58)	-
Total	(0.58)	-



SHUBHDEEP FINVEST PRIVATE LIMITED

Notes forming part of the financial statements

Note 23 : Disclosures under Accounting Standards AS-20

(` in '000)

Particulars	2021-2022	2020-2021
	Total	Total
<u>Earnings per share</u>		
<u>Basic</u>		
<u>Continuing operations</u>		
Net profit / (loss) for the year from continuing operations	-1,147.95	4.54
Weighted average number of equity shares	243.50	243.50
Par value per share	10.00	10.00
Earnings per share from continuing operations - Basic	-4.71	0.02
<u>Total operations</u>		
Net profit / (loss) for the year	-1,147.95	4.54
Weighted average number of equity shares	243.50	243.50
Par value per share	10.00	10.00
Earnings per share - Basic	-4.71	0.02
<u>Basic (excluding extraordinary items)</u>		
<u>Continuing operations</u>		
Net profit / (loss) for the year from continuing operations	-1,147.95	4.54
(Add) / Less: Extraordinary items (net of tax) relating to continuing operations	0.00	0.00
Net profit / (loss) for the year from continuing operations attributable to the equity shareholders, excluding extraordinary items	-1,147.95	4.54
Weighted average number of equity shares	243.50	243.50
Par value per share	10.00	10.00
Earnings per share from continuing operations, excluding extraordinary items - Basic	-4.71	0.02
<u>Total operations</u>		
Net profit / (loss) for the year	-1,147.95	4.54
(Add) / Less: Extraordinary items (net of tax)	0.00	0.00
Net profit / (loss) for the year attributable to the equity shareholders, excluding extraordinary items	-1,147.95	4.54
Weighted average number of equity shares	243.50	243.50
Par value per share	10.00	10.00
Earnings per share, excluding extraordinary items - Basic	-4.71	0.02



Detail Disclosure Notes
Forming Part of Notes to Balance Sheet

Detail Disclosure No.1

(in '000)

SURPLUS	As at 31st March 2022	As at 31st March 2021
Share Premium		
Opening balance	1,000.00	1,000.00
Add: Additions/ Deductions	-	-
Closing balance	1,000.00	1,000.00
Opening Balance of Profit & Loss	197.86	193.32
Add: Prior Period Adjustments	-	-
Add: Profit / (Loss) After Tax	(1,147.95)	4.54
Profit Available for Appropriation	(950.09)	197.86
Less: Final Dividend	-	-
Less: Interim Dividend	-	-
Less: Dividend Distribution Tax on above	-	-
Balance Carried to Balance Sheet	49.91	1,197.86

Detail Disclosure No.2

Long Term Borrowings	As at 31st March 2022	As at 31st March 2021
Loans & Advances from Directors and their Relatives :		
Bizitza Retail Ventures (P) Ltd - NCD	8,000.00	-
Deepankar Mittal	5,426.72	5,426.72
Subhankar Mittal	204.69	204.69
Tarachand Agarwal	745.08	745.08
Janhavi Mittal	1,560.27	1,560.27
Jyoti Mittal	1,296.66	1,296.66
Total	17,233.42	9,233.42

Detail Disclosure No.3

Total Outstanding to Creditors other than MSME	As at 31st March 2022	As at 31st March 2021
Total Outstanding to Creditors other than MSME		
Less than 1 year		
Agarwal R G & Associates	25.99	12.65
Bidyut Kumar Sarkar	-	21.00
Deepankar Mittal	9,268.26	9,268.26
Eagle Eyed Security Service	18.29	-
Megastar Tradelinks	7,000.60	-
M/s Debpara Tea Co. Ltd. UL	8,424.50	-
Sagun Marketing	34.24	-
Subhankar Mittal	9,204.91	9,000.00
Tarachand Agarwal - Sc	2,500.00	7,000.00
Why Not	1.04	-
	36,477.82	25,301.91
Less: Advance paid to suppliers:		
Be The Bee Com Designs Pvt Ltd	-	200.00
Bhansali Enterprises	2,300.00	-
Choudhary & Co.	35.00	-
F9 Planet	300.00	200.00
Hindustan Sales Agency	-	954.00
Karnani Trading Co.	2,000.00	-
Manali Ghosh	500.00	500.00
Mass & Void (Architects)	1,150.00	700.00
Megastar Tradelinks	-	3,665.00
North Valley Ispat Udyog Pvt. Ltd.	100.00	-



<u>More than 1 upto 2 years</u>	30,092.82	19,082.91
	-	-
<u>Less: Advance paid to suppliers:</u>	-	-
	-	-
<u>More than 2 upto 3 years</u>		
	-	-
<u>More than 3 Years</u>		
	-	-
Total	30,092.82	19,082.91

Detail Disclosure No.4

Other Current Liabilities	As at 31st March 2022	As at 31st March 2021
<u>(a) Other Payables</u>		
TDS Payable	47.83	7.87
Audit Fees Payable	22.50	6.00
Total	70.33	13.87

Detail Disclosure No.5

NON CURRENT INVESTMENT	As at 31st March 2022	As at 31st March 2021
<u>Trade Investment</u>		
Investment Property	-	-
Investment in Securities	-	-
Investment in Mutual Funds	-	-
Investment in Partnership firm	-	-
	-	-
<u>Other Investment</u>		
<u>Non Trade Investments (Valued at Cost unless stated)</u>		
Investment in Equity Instrument (Unquoted): Debpara Tea Co. Ltd. (3518 Shares)	2,110.90	2,110.90
	2,110.90	2,110.90
Total	2,110.90	2,110.90

Detail Disclosure No.6

OTHER NON CURRENT ASSETS	As at 31st March 2022	As at 31st March 2021
<u>Security Deposits</u>		
Security Deposit with WBSEB	2.56	2.56
Security Deposit with Telephone	3.00	3.00
	5.56	5.56
Total	5.56	5.56

Detail Disclosure No.7

Cash and Cash Equivalents	As at 31st March 2022	As at 31st March 2021
Federal Bank Ltd (A/c No 14380200007003)	-	6.53
Union Bank of India (A/c No 548001010011076)	44.31	4.84
Total	44.31	11.37



SHUBHDEEP FINVEST PRIVATE LIMITED
70, GANESH CHADRA AVENUE, KOLKATA

Notes forming part of the Balance Sheet

Note 9: Property Plant & Equipment

	Gross Block				Accumulated Depreciation			Net Block	
	Balance as at 31-03-2021	Additions/ (Disposals)	Last Year Adjustments	Balance as at 31-03-2022	Balance as at 31-03-2021	Depreciation charge for the year	Last Year Adjustments	Balance as at 31/03/2022	Balance as at 31/03/2022
Building	210.58	(210.58)	-	-	-	-	-	210.58	-
Land	28,695.37	1,226.15	-	29,921.52	-	-	-	28,695.37	29,921.52
Total	28,905.95	1,015.57	-	29,921.52	-	-	-	28,905.95	29,921.52
Previous Year	18,326.13	10,871.00	-	29,197.13	278.72	12.47	-	18,047.42	28,905.95



SHUBHDEEP FINVEST PRIVATE LIMITED

DEPRECIATION AS PER INCOME TAX ACT, 1961

Description	Block	Rate	Opening WDV as on 01/04/2021	ADDITIONS / (DEDUCTIONS)		Depreciation	Closing WDV as on 31/03/2022
				Before 180 Days	After 180 Days		
Building	A	10.00%	210.58	-	(210.58)	-	-
Land	B	0.00%	28,695.37	1,226.15	-	-	29,921.52
Total :			28,905.95	1,226.15	(210.58)	-	29,921.52



SHUBHDEEP FINVEST PRIVATE LIMITED
70, GANESH CHADRA AVENUE, KOLKATA

Income Tax Calculation
Assessment Year 2022-2023

Income from Business

Net PGBP Income (loss)	(11,47,949.69)	
Less :		
Capital Loss (to be considered separately)	(575.77)	
Rental Income (to be considered separately)	-	
	<u>(575.77)</u>	
Add :		
Interest on TDS (Disallowed)	590.00	
GST Penalty (Disallowed)	2,93,994.00	
	<u>2,94,584.00</u>	

Income from PGBP (a) (8,52,789.92)

Income from Other Sources :

Rental Income from Vacant Land	-	
	<u>-</u>	

IFOS Income (b) -

Net PGBP Loss (a-b) (8,52,789.92)

Income from Capital Gain :

Loss from Sale of Building	(575.77)	
	<u>(575.77)</u>	



SHUBHDEEP FINVEST PRIVATE LIMITED
70, GANESH CHADRA AVENUE, KOLKATA

Analytical Ratios

SL. NO.	RATIO	NUMERATOR	DENOMINATOR	CURRENT PERIOD	PREVIOUS PERIOD	% VARIANCE	REASON FOR VARIANCE
1	Current Ratio	Inventory, Trade Receivables, Cash & Cash Equivalent, Short Term Loans & Advances, other Current assets	Trade Payables, Other Current Liabilities, Short Term Provisions	0.99	0.65	1099.97%	The Major reason for variance in ratio is the increase in inventory in the current financial year.
2	Debt- Equity Ratio	Long Term borrowings	Share Capital and Reserve & Surplus	6.94	2.54	172.80%	The Major reasons for variance in ratio is the increase in long term borrowings in the current financial year.
3	Debt Service Coverage Ratio	Total Revenue - (Cost of material consumed+ purchase of Stock in Trade)/ Professional Fees+Employee benefit expense+finance cost+other expense+ Depreciation+Advance Tax	Long Term Borrowings	(1.10)	0.00	-33616.01%	The Major reason for the variance in ratio is the absence of Revenue from operation in the current year.
4	Return on Equity Ratio	Profit after Tax	Shareholders Fund	(0.46)	0.00	-37066.19%	The Major reason for the variance in ratio is the net loss that is arising in the current financial year.
5	Inventory Turnover Ratio	Cost of Goods Sold	Average Inventory	-	-	N.A.	This ratio is not applicable as there is no Cost of Goods Sold.
6	Trade Receivable Turnover Ratio	Net Credit Sales	Average Trade Receivable	-	-	N.A.	There are no sales in the current and the previous financial year. Hence this ratio is not applicable.
7	Trade Payable Turnover Ratio	Net Credit Purchases	Average Trade Payable	48.84	-	0.00%	The Major reason for variance in ratio is the increase in credit purchases.
8	Net Capital Turnover Ratio	Total Sales	Shareholders Fund	-	0.07	-100.00%	The reason for variation is the absence of Revenue from Operation in the current financial year.
9	Net Profit Ratio	Profit after Tax	Revenue From Operation	-	0.02	-100.00%	The reason for the variation in ratio is the absence of Revenue from Operation in the current financial year.
10	Return on Capital Employed	Profit Before Tax + Interest Income	Shareholders Fund + Non Current Liabilities	(0.86)	0.00	-14018.29%	The reason for the variation in ratio is the Net loss that is arising in the current financial year.
11	Return on Investment	Profit after Tax	Net Worth	(0.46)	0.00	-57066.19%	The reason for the variation in ratio is the Net loss that is arising in the current financial year.

Note:
The Financial Statements of Shubhdeep Finvest Private Limited have been prepared in accordance to the mandatory requirements of rounding off. The Financial Figures are thus rounded off to their nearest thousands and are hence subject to approximation.



Shubhdeep Finvest Pvt. Ltd.

70, Ganesh Chandra Avenue
Near Hind Cinema, 1st. Floor
Kolkata - 700 013

Union Bank of India

Reconciliation Statement
1-Mar-22 to 31-Mar-22

Date	Particulars	Vch Type	Transaction Type	Instrument No.	Instrument Date	Bank Date	Debit	Credit
30-Mar-22	Shree Shyam Suppliers	Payment	Cheque		30-Mar-22	02-Apr-22	44310.09	18849.00
	Balance as per Company Books:							
	Amounts not reflected in Bank:							
	Amounts not reflected in Company Books:							
	Balance as per Bank:						63159.09	
	Balance as per Imported Bank Statement:							
	Difference:							

